

*Front Mowers  
Decks and Implements*

*2016-2017*

**STIGA**

*Villa decks - Classic*

Cleaning Position



ServicePosition



85 Combi



95 Combi



95 Combi Electric

**STIGA**

## Villa decks



**STIGA**

## Villa decks



	Villa Classic		
	85C	95C	
Item number	2D2708511/S16	2D2709511/S16	2D2709521/S16
Cutting height adjustment	Manual	Manual	Electric
Belt protection (ISO)	X	X	X
Yellow/ dark grey	X	X	X
Tool-free change between Multiclip and rear ejector	X	X	X
Synchronized blades	X	X	X
Blade tips with shear bolts	X	X	X
Adjustable angle	X	X	X
Cutting height mm	25-85	25-85	25-85

**STIGA**

Park 120-220 decks



	Park 120-220	
	85C Quick Flip	95C Quick Flip
Item number	2D5808511/S16	2D5809521/S16
Cutting height adjustment	Manual	Electric
Washing position	Quick Flip	Quick Flip
Belt protection (ISO)	X	X
Yellow/ dark grey	X	X
Tool-free change between Multiclip and rear ejector	X	X
Synchronized blades	X	X
Blade tips with shear bolts	X	X
Adjustable angle	X	X
Cutting height mm	25-85	25-85

**STIGA**

*Park decks*



95 Combi



95 Combi Electric



105 Combi Electric



100 Combi Electric



**All electric adj. machines**

**STIGA**

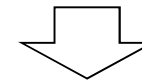
Park PRO decks



110 Combi Pro



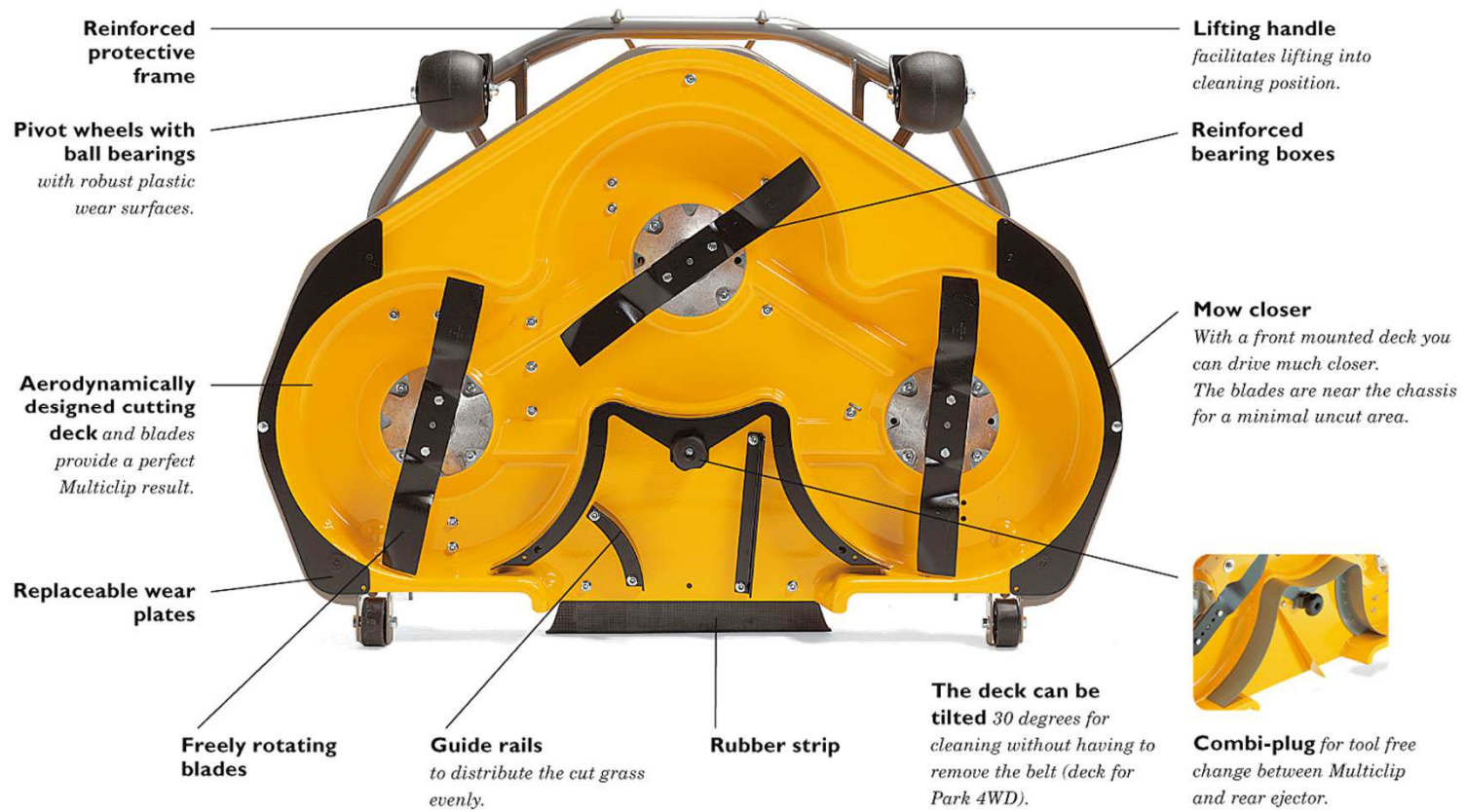
125 Combi Pro



- Park Pro 740 IOX
- Park Pro 540 IX
- Park Pro 340 IX

**STIGA**

## Park PRO decks



**STIGA**



## Park decks

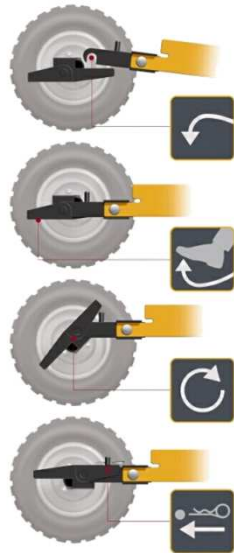


	Park					
	95C		105C	100C	110C PRO	125C PRO
Item number	2D6209511/S16	2D6209521/S16	2D6210521/S16	2D6210021/S16	2D6311021/S15	2D6312521/S15
Cutting height adjustment	Manual	Electric	Electric	Electric	Electric	Electric
Belt protection (ISO)	X	X	X	X	X	X
Tool-free change between Multiclip and rear ejector	X	X	X	X	X	X
Pivot wheels				X	X	X
Freely rotating blades				X	X	X
Synchronized blades	X	X	X			
Blade tips with shear bolts	X	X	X			
Protective tubular steelframe				X	X	X
Adjustable angle	X	X	X	X	X	X
Cutting height mm	25-85	25-85	25-90	25-90	25-90	25-90

**STIGA**

## RAC connection

Enables you to change front mounted implements in one, easy movement  
- without any tooling requirements!



	RAC connection Villa	RAC connection Park 2WD	RAC connections Park 4WD
Item number	13-0994-61	13-0992-61	13-0993-61
Villa	X	-	-
Park	-	2WD models	4WD models

**STIGA**

## Front mounted Implements - Flail mowers & Lawn rakes

The Flail mower cuts rough grass and weeds. Perfect for overgrown areas!  
The Lawn rake keeps your lawn in a tidy and healthy condition.



	Flail mower	Lawn rake
Item number (for manual height adjustment)	13-0976-11	13-0975-11
Item number (for electrical height adjustment)	13-3902-11	13-3901-11
Villa	-	-
Park (not Park 120-220)	X	X
Working width	92 cm	92 cm
Exchangeable Flail mower axle	13-1985-11	13-1985-11
Exchangeable Lawn rake axle	13-1986-11	13-1986-11

**STIGA**

## Front mounted Implements Sweepers

The sweeper is the perfect all year round companion as it easily sweeps leaves, gravel, snow or lawn.



	Sweeper Park	Sweeper Park Hydraulic	Collecting Sweeper Park	Sweeper Villa + Park 2+4WD	Sweeper «New Villa»	Sweeper Park 120-220
Item number	13-0977-11	13-3929-11	13-3910-11	13-3918-61	13-3920-11	2A1100040/S16
Villa	-	-	-	X		
New Villa (not Park 120-220)					X	
Park (not Park 120-220)	X	X (Park Pro 740 IOX)	X (CH and Pro models)	(X) Not RAC		
Park 120-220						X
Working width	100 cm	100 cm	90 cm	85 cm	85 cm	85 cm
Brush diameter	450 mm	450 mm	320 mm	300 mm	30 cm	30 cm
Side brush	-	-	13-3915-11	-		
Manouvering, side to side	Mechanical	Hydraulic	-	Mechanical	Mechanical	Mechanical
Dust Cover	13-1936-62	13-1936-62 (alt. included)	-	13-3916-61	13-3916-61	13-3916-61

**STIGA**

## Front-mounted Implements - Snow throwers

The Snow throwers efficiently remove large amounts of snow.



	Snow thrower 1-stage	Snow thrower 2-stage	Snow thrower 2-stage Hydraulic
Item number	13-0974-11	13-0922-12	13-3930-11
Park (not Park 120-220)	All Park models	Pro models	X (ParK Pro 740 IOX)
Working width	90 cm	90 cm	90 cm
Maneuvering Chute	Mechanical	Mechanical	Hydraulic
Maneuvering Deflector	On Chute	On Chute	Hydraulic

**STIGA**

## Front-mounted Implements - Snow blades

The Snow blades are ideal on most kinds of surfaces due to the exchangeable scrape bars.



	Snow blade Park	Snow blade Park Hydraulic	X-Blade Park Hydraulic	Snow Blade «New Villa»	Snow blade Villa	Snow Blade Park 120-220
Item number	13-3917-61	13-3932-11	13-3931-11	13-3921-11	13-3922-61	2A3107020/S16
Villa	-				X	
New Villa (not Park 120-220)				X		
Park (not Park 120-220)	X	X (ParK Pro 740 IOX)	X (ParK Pro 740 IOX)		(X) Not RAC	
Park 120-220						X
Working width	120 cm	160 cm including extension	130 cm	107 cm	107 cm	107 cm
Maneuvering	Mechanical	Hydraulic	Hydraulic	Mechanical	Mechanical	Mechanical
Metal scraper bar	Included	Included	Included	-	-	-
Rubber scraper bar	13-1958-62	13-3934-61	13-3933-61	13-3904-61	13-3904-61	13-3904-61

**STIGA**

## Front mounted Implements Spring hoe & Edge cutter

The Spring hoe is for efficient weed removal on gravel paths. The Edge cutter is the perfect tool to keep a straight and clean line between the gravel and grass.



	Spring hoe	Edge cutter
Item number	13-0978-61	13-3911-61
Villa	-	-
Park	X	X
Working width	95 cm	-

## Rear attached Implements

With the help from a Rear tool attachment, rake tools can be carried on the machine. A valuable option if having gravel paths that need to be maintained.



	Rear tool lift (electric actuator)	Rear tool lift (manually operated)	Rake tool 100 cm	Rake tool 130cm
	13-3919-11 with 387180101/0 kit	13-3909-11	13-3913-11	13-3914-11
Villa	-	-	-	-
Park	Pro models	X	X	X
Max load capacity				
Working width	-	-	100 cm	130 cm
Rake pin length	-	-	225 mm	175 mm
Number of rake pins per rake	-	-	13	10

**STIGA**



*Park Pro Rear accessories*



	Rails	Carrier Case
	2A0000060/S16	2A4052000/S16
Villa	-	-
Park	Pro models	Pro models
Max load capacity	15 kg	
Working width	-	-
Rake pin length	-	-
Number of rake pins per rake	-	-

## Towed Implements Carts

Our top of the range cart is the Pro Cart with Stiga-thread tyres and body in galvanized steel to prevent corrosion. Removable rear tail gate and good dump angle.

The multipurpose Combi Cart can be either towed or used as a wheelbarrow.



	Pro Cart	Combi Cart
Item number	13-3906-11	13-0952-11
Villa	X	X
Park	X	X
Volume	240 l	180 l
Max load capacity	100 kg	100 kg

**STIGA**

## Towed Implements Grass & leaf collectors

Easily operated from the driver's position grass, leaf and weed is efficiently collected.



	Grass & leaf collector 38"	GRASS & LEAF COLLECTOR 42" COMPACT	Stiga Grass & leaf collector 42"
Item number	13-3905-12	2A6107010/S17	13-3926-11
Villa	X	-	-
Park	X	X	X
Working width	96 cm	107cm	107 cm
Volume	310 l	396 l	650 l
Gear ratio	5:1	5:1	HIGH SPEED 8,5:1

**STIGA**

## *Towed Implements Sand and Fertilizer spreaders*

The Sand spreader is perfect also for gravel or salt.



	Sand spreader	Fertilizer spreader
Item number	13-1975-14	13-0955-11
Villa	-	X
Park	Pro models	X
Working width	100 cm	250-300 cm
Volume	120-150 l	30 l

**STIGA**

## Additional Implements Snow chains & Frame weights

Improves traction and balance.



	Snow chains 160/50-8	Snow chains 16" With spikes	Snow chains 16" wide With spikes	Snow chains 17" With spikes	Frame weights 2 x 13,5	Frame weights 2 x 17 kg
Item number	13-3927-61	13-0940-61	13-0936-61	13-0937-61	13-0921-62	13-0939-61
Villa		X	-	-	X	-
Park 120-220	X					
Park			X	Park Pro models	-	All models but Pro

**STIGA**

## Winter Wheels



- Rims included for easy mounting
- Special pattern and rubber for optimal grip on snow and ice
- Studs compatible for maximum grip on slippery icy ground

	Winter Wheels	Studs
Item number	2A9000050/S16	299900450/0
Villa		
Park 120-220		
Park	X	X
Park Pro	X	X

**STIGA**

## Zero Turn Mowers

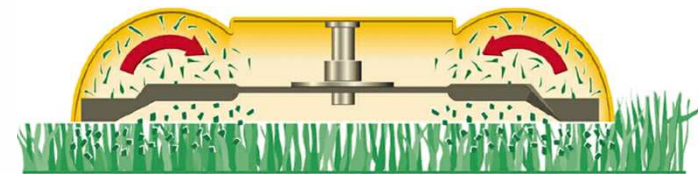


	Mulching Kit	
Item number	2A0130060/S17	2A0107060/S17
ZTR 52	X	
ZTR 42		X

	Trailer hitch	
Item number		2A0000060/S17
ZTR 52	included	
ZTR 42		X

**STIGA**

## Collecting Front Mower



	Mulching Kit
Item number	2A0112070/S17
Collecting 16	X
Collecting 21	X

**STIGA**